

WCSD Middle School Honor Orchestra

8th Grade Audition Exerpts

- You will **not** take this paper into the audition with you. An exact copy will be on the music stand in the audition room.
- Make sure to play each section at the indicated tempo marking. When practicing, set your metronome to this bpm (beats per minute).
- Play the audition excerpts in the order they appear on this paper

1. D Major Scale & Arpeggio

$\text{♩} = 60$

Violin

Viola

Cello

Bass

This musical score is for a D Major Scale and Arpeggio exercise. It is written for four staves: Violin, Viola, Cello, and Bass. The key signature is one sharp (F#) and the time signature is 2/4. The tempo is marked as quarter note = 60. The score is divided into two sections by a double bar line. The first section is a scale, and the second section is an arpeggio. Each staff has a 'V' marking above the first measure of the arpeggio section. The Violin staff has a treble clef, and the other three staves have bass clefs.

2. Shepherd's Hey - English Folk Song

$\text{♩} = 90$

V

A

C

B

This musical score is for 'Shepherd's Hey', an English Folk Song. It is written for four staves: Violin (V), Viola (A), Cello (C), and Bass (B). The key signature is one sharp (F#) and the time signature is 4/4. The tempo is marked as quarter note = 90. The score is divided into four measures. The first two measures are marked with 'Lo2' above the staff. The third and fourth measures are marked with 'V' above the staff. The Violin staff has a treble clef, and the other three staves have bass clefs. The score includes various musical notations such as slurs, ties, and fingerings.

3. Jingli Nona - Malaysian Folk Song

$\text{♩} = 108$

V

A

C

B

This musical score is for 'Jingli Nona', a Malaysian Folk Song. It is written for four staves: Violin (V), Viola (A), Cello (C), and Bass (B). The key signature is one sharp (F#) and the time signature is 4/4. The tempo is marked as quarter note = 108. The score is divided into four measures. Each staff has a 'V' marking above the first measure. The Violin staff has a treble clef, and the other three staves have bass clefs. The score includes various musical notations such as slurs, ties, and fingerings.

4. Sight Reading

- This will be 4-8 measures of music you have never played before.
- You will be allotted 30 seconds to analyze the sight reading passage before playing.
- During your 30 seconds, look for key signature, time signature, accidentals, slurs, ties, rhythms, fingerings, etc.
- The proctor will tell you when to begin playing.

WCSD Middle School Honor Orchestra

7th Grade Audition Exerpts

- You will **not** take this paper into the audition with you. An exact copy will be on the music stand in the audition room.
- Make sure to play each section at the indicated tempo marking. When practicing, set your metronome to this bpm (beats per minute).
- Play the audition excerpts in the order they appear on this paper

1. D Major Scale & Arpeggio

♩ = 60

Four staves (V, A, C, B) showing the D Major Scale and Arpeggio. The key signature is one sharp (F#). The tempo is marked as ♩ = 60. The score is divided into two measures, each containing a scale and an arpeggio.

2. Good King Wenceslas - SI1 p.12 #35

♩ = 80

Four staves (V, A, C, B) showing the piece 'Good King Wenceslas'. The key signature is one sharp (F#). The tempo is marked as ♩ = 80. The score is divided into two measures, each containing a scale and an arpeggio. The notation includes 'pizz.' (pizzicato) and 'arco' (arco) markings.

3. Country Gardens - SI1 p.32 #129 (originally in C Major)

♩ = 90

Four staves (V, A, C, B) showing the piece 'Country Gardens'. The key signature is one sharp (F#). The tempo is marked as ♩ = 90. The score is divided into two measures, each containing a scale and an arpeggio. The notation includes 'pizz.' (pizzicato) markings.

4. Sight Reading

- This will be 4-8 measures of music you have never played before.
- You will be allotted 30 seconds to analyze the sight reading passage before playing.
- During your 30 seconds, look for key signature, time signature, accidentals, slurs, ties, rhythms, fingerings, etc.
- The proctor will tell you when to begin playing.

WCSD Middle School Honor Orchestra

8th Grade Audition Exerpts - Violin

- You will **not** take this paper into the audition with you. An exact copy will be on the music stand in the audition room.
- Make sure to play each section at the indicated tempo marking. When practicing, set your metronome to this bpm (beats per minute).
- Play the audition excerpts in the order they appear on this paper

1. D Major Scale & Arpeggio

♩ = 60




2. Shepherd's Hey - English Folk Song

♩ = 90



3. Jingli Nona - Malaysian Folk Song

♩ = 108



4. Sight Reading

- This will be 4-8 measures of music you have never played before.
- You will be allotted 30 seconds to analyze the sight reading passage before playing.
- During your 30 seconds, look for key signature, time signature, accidentals, slurs, ties, rhythms, fingerings, etc.
- The proctor will tell you when to begin playing.


WCSD Middle School Honor Orchestra

7th Grade Audition Exerpts - Violin

- You will **not** take this paper into the audition with you. An exact copy will be on the music stand in the audition room.
- Make sure to play each section at the indicated tempo marking. When practicing, set your metronome to this bpm (beats per minute).
- Play the audition excerpts in the order they appear on this paper


1. D Major Scale & Arpeggio

♩ = 60




2. Good King Wenceslas

♩ = 80



3. Country Gardens

♩ = 90



4. Sight Reading

- This will be 4-8 measures of music you have never played before.
- You will be allotted 30 seconds to analyze the sight reading passage before playing.
- During your 30 seconds, look for key signature, time signature, accidentals, slurs, ties, rhythms, fingerings, etc.
- The proctor will tell you when to begin playing.

WCSD Middle School Honor Orchestra

8th Grade Audition Exerpts - Viola

- You will **not** take this paper into the audition with you. An exact copy will be on the music stand in the audition room.
- Make sure to play each section at the indicated tempo marking. When practicing, set your metronome to this bpm (beats per minute).
- Play the audition excerpts in the order they appear on this paper


1. D Major Scale & Arpeggio

♩ = 60




2. Shepherd's Hey - English Folk Song

♩ = 90



3. Jingli Nona - Malaysian Folk Song

♩ = 108



4. Sight Reading

- This will be 4-8 measures of music you have never played before.
- You will be allotted 30 seconds to analyze the sight reading passage before playing.
- During your 30 seconds, look for key signature, time signature, accidentals, slurs, ties, rhythms, fingerings, etc.
- The proctor will tell you when to begin playing.

WCSD Middle School Honor Orchestra

7th Grade Audition Exerpts - Viola

- You will **not** take this paper into the audition with you. An exact copy will be on the music stand in the audition room.
- Make sure to play each section at the indicated tempo marking. When practicing, set your metronome to this bpm (beats per minute).
- Play the audition excerpts in the order they appear on this paper

1. D Major Scale & Arpeggio

♩ = 60

2/4 3/4

2. Good King Wenceslas

♩ = 80

pizz.

arco

4/4

3. Country Gardens

♩ = 90

pizz.

4/4

4. Sight Reading

- This will be 4-8 measures of music you have never played before.
- You will be allotted 30 seconds to analyze the sight reading passage before playing.
- During your 30 seconds, look for key signature, time signature, accidentals, slurs, ties, rhythms, fingerings, etc.
- The proctor will tell you when to begin playing.

WCSD Middle School Honor Orchestra

8th Grade Audition Exerpts - Cello

- You will **not** take this paper into the audition with you. An exact copy will be on the music stand in the audition room.
- Make sure to play each section at the indicated tempo marking. When practicing, set your metronome to this bpm (beats per minute).
- Play the audition excerpts in the order they appear on this paper


1. D Major Scale & Arpeggio

♩ = 60




2. Shepherd's Hey - English Folk Song

♩ = 90



3. Jingli Nona - Malaysian Folk Song

♩ = 108



4. Sight Reading

- This will be 4-8 measures of music you have never played before.
- You will be allotted 30 seconds to analyze the sight reading passage before playing.
- During your 30 seconds, look for key signature, time signature, accidentals, slurs, ties, rhythms, fingerings, etc.
- The proctor will tell you when to begin playing.


WCSD Middle School Honor Orchestra

7th Grade Audition Exerpts - Cello

- You will **not** take this paper into the audition with you. An exact copy will be on the music stand in the audition room.
- Make sure to play each section at the indicated tempo marking. When practicing, set your metronome to this bpm (beats per minute).
- Play the audition excerpts in the order they appear on this paper

1. D Major Scale & Arpeggio

♩ = 60



2. Good King Wenceslas

♩ = 80

pizz.



3. Country Gardens

♩ = 90



4. Sight Reading

- This will be 4-8 measures of music you have never played before.
- You will be allotted 30 seconds to analyze the sight reading passage before playing.
- During your 30 seconds, look for key signature, time signature, accidentals, slurs, ties, rhythms, fingerings, etc.
- The proctor will tell you when to begin playing.

WCSD Middle School Honor Orchestra

8th Grade Audition Exerpts - Bass

- You will **not** take this paper into the audition with you. An exact copy will be on the music stand in the audition room.
- Make sure to play each section at the indicated tempo marking. When practicing, set your metronome to this bpm (beats per minute).
- Play the audition excerpts in the order they appear on this paper

1. D Major Scale & Arpeggio

♩ = 60




2. Shepherd's Hey - English Folk Song

♩ = 90



3. Jingli Nona - Malaysian Folk Song

♩ = 108



4. Sight Reading

- This will be 4-8 measures of music you have never played before.
- You will be allotted 30 seconds to analyze the sight reading passage before playing.
- During your 30 seconds, look for key signature, time signature, accidentals, slurs, ties, rhythms, fingerings, etc.
- The proctor will tell you when to begin playing.

WCSD Middle School Honor Orchestra

7th Grade Audition Exerpts - Bass

- You will **not** take this paper into the audition with you. An exact copy will be on the music stand in the audition room.
- Make sure to play each section at the indicated tempo marking. When practicing, set your metronome to this bpm (beats per minute).
- Play the audition excerpts in the order they appear on this paper

1. D Major Scale & Arpeggio

♩ = 60

The first staff contains the D major scale from D1 to D2. The second staff contains the D major arpeggio from D2 down to D1.

2. Good King Wenceslas

♩ = 80

pizz.

The first staff contains the melody for 'Good King Wenceslas' with a *pizz.* marking. The second staff contains the melody with an *arco* marking.

3. Country Gardens

♩ = 90

The first staff contains the melody for 'Country Gardens'. The second staff contains the melody with a *pizz.* marking.

4. Sight Reading

- This will be 4-8 measures of music you have never played before.
- You will be allotted 30 seconds to analyze the sight reading passage before playing.
- During your 30 seconds, look for key signature, time signature, accidentals, slurs, ties, rhythms, fingerings, etc.
- The proctor will tell you when to begin playing.

4. **Sight-Reading**

- Take 30 seconds to analyze the music below
- Do not play (including *pizzicato*) during these 30 seconds
- Look for
 - key signature
 - time signature or meter (they are the same thing)
 - accidentals
 - slurs, ties, or hooked bows
 - rhythms
 - bowings
 - fingerings
- The adjudicator will tell you when to begin playing